


PROJECT \_\_\_\_\_  
 TYPE \_\_\_\_\_  
 NOTES \_\_\_\_\_  
 QUANTITY \_\_\_\_\_  
 DATE \_\_\_\_\_

## MECHANIQ SQUARE EFFICIENCY DOUBLE RECESSED COLOR FINISH CHART

Sparkling Silver - 01



Black Velvet - 02



Crystal White - 03



Creamy - 04



Hampton Bay - 05




Urban Forest - 07



In the Army - 08




Rusty Angel - 09




Fade to Gray - 12



Mysterious Gray - 13



Lost Dream - 15




Purple Sky - 16



Fresh Oh - 17




Funky P. - 18




Kissing Aphrodite - 19




Poseidon's Paradise - 20




Blue Sky - 21



Spring Green - 22



Mellow Yellow - 23



Golden Heart - 24



Gun Metal - 25



Champagne Cream - 26



Copper Mine - 27



Ancient Bronze - 28



Jazz Gold - 29



Olive Breeze - 30



Moonlight Silver - 31



Rosewood Red - 32



**Digital:** Not all screens are calibrated the same, and therefore, colors will appear differently between screens.

**Physical:** When texture is involved, there will be variations in color, character and tone within a product series and between product families.

**Gun Metal:** No Gun Metal finish is alike. It combines a mixture of transparent and black color particles which ensures a highly individual effect and no luminaire being identical.

**Champagne Cream, Copper Mine, Ancient Bronze + Jazz Gold:** These finishes have slight fading from specific powder coating production. Each luminaire will slightly vary.

